


## Storm Doors:


**Type:** The following two storm types of storm doors are permitted:

- 1) **"Full-View"**— The top and sides of the door are no more than 6" from the top and sides of the glass/screen opening. The bottom of the door is no more than 12" from the bottom of the glass/screen opening. Self-storing doors with a single horizontal bar that separates the upper and lower halves of the glass/screen opening are allowed. See illustrations below.

Full-View Standard



Full-View Self-Storing




- 2) **"3/4-View" also called "Mid-View"**— The top and sides of the door are no more than 6" from the top and sides of the glass/screen opening. The bottom of the door is no more than 28" from the bottom of the door to the bottom of the glass/screen opening. For "3/4"/mid-view" doors, the style of the lowest 24" or 28" panel ("kick-panel") of the door (whichever applies) can be plain with no design (below) or rectangular-panel or rectangular molding design. See illustrations below.

18" 3/4-View



24" 3/4-View



**Colors:** Permitted door colors are white, almond, beige, taupe, brown, maroon and black. Hardware can be black, brass, nickel or match the color of the door.

**Glass and Screens:** Glass must be clear. Only standard window screening is permitted.

**Door Designs and Ornamentation:** Each permitted door-style is limited to a single opening for the glass/screen. A kick plate that matches the door's hardware is permitted, not to exceed 6" in height and the door's width. Designs on the door and/or glass, such as, but not limited to scrolling, bars, decorative ornamentation, etc. is prohibited.

**Prohibited Doors** – "1/2-View" also called "High-View" doors, where the top half of the door consists of the glass/screen opening and the entire lower half of the door is a solid panel, are strictly prohibited as are any doors that that have bars, obstructions and ornamental designs and are not shown above. Some examples are shown below.

